




 <b>Alkem Laboratories Limited</b> Regd. Office : Alkem House, Senapati Bapat Marg, Lower Parel, Mumbai 400 013 Tel No: +91 22 3982 9999 Fax No: +91 22 2492 7190 Email Id : investors@alkem.com CIN: L00305MH1973PLC174201																				
<b>Extract of Unaudited Consolidated Financial Results for the Quarter and Six months ended 30 September 2021</b> (₹ in Million except per share data)																				
Sr. No.	Particulars	Quarter ended 30.09.2021 (Unaudited)	Six months ended 30.09.2021 (Unaudited)	Quarter ended 30.09.2020 (Unaudited)	Year ended 31.03.2021 (Audited)															
1	Total Income from Operations	27,999.9	55,313.5	23,628.0	88,650.1															
2	Net Profit for the period (before tax and exceptional items)	5,815.4	11,376.6	5,477.5	18,421.0															
3	Net Profit for the period before tax (after exceptional items)	5,815.4	11,376.6	5,477.5	18,421.0															
4	Net Profit for the period after tax (after exceptional items) attributable to the owners of the Company	5,442.6	10,123.8	4,720.6	15,850.2															
5	Total Comprehensive Income for the period attributable to the owners of the Company	5,484.5	10,169.6	4,482.8	15,510.6															
6	Paid-up equity Share Capital (Face Value per Share: ₹ 2)	239.1	239.1	239.1	239.1															
7	Other Equity				73,528.2															
8	Earnings Per Share (not annualised for periods)																			
	a Basic (in ₹) :	45.52	84.67	39.48	132.57															
	b Diluted (in ₹) :	45.52	84.67	39.48	132.57															
<b>Notes:</b> 1 <b>Key numbers of Standalone Financial Results</b> <table border="1"> <tr> <td>a. Total Income from Operations</td> <td>23,639.9</td> <td>46,426.6</td> <td>19,841.0</td> <td>72,196.8</td> </tr> <tr> <td>b. Profit Before Tax</td> <td>5,687.3</td> <td>10,977.3</td> <td>5,527.3</td> <td>18,843.0</td> </tr> <tr> <td>c. Profit After Tax</td> <td>5,580.1</td> <td>10,272.8</td> <td>4,952.0</td> <td>16,850.8</td> </tr> </table> 2 The above unaudited consolidated financial results of the Company were reviewed and recommended by the Audit Committee on 11 November 2021 and subsequently approved by the Board of Directors at its meeting held on 12 November 2021. The auditors have issued an unmodified report on the financial results for the quarter and six months ended 30 September 2021. 3 The above is an extract of the detailed format of Quarterly/Year ended Financial Results filed with the Stock Exchanges under Regulation 33 of the SEBI (Listing and Other Disclosure Requirements) Regulations, 2015. The full format of the Quarterly/Year ended Financial Results are available on the Stock Exchange websites viz. www.bseindia.com and www.nseindia.com. The same is also available on the company website viz. www.alkemlabs.com						a. Total Income from Operations	23,639.9	46,426.6	19,841.0	72,196.8	b. Profit Before Tax	5,687.3	10,977.3	5,527.3	18,843.0	c. Profit After Tax	5,580.1	10,272.8	4,952.0	16,850.8
a. Total Income from Operations	23,639.9	46,426.6	19,841.0	72,196.8																
b. Profit Before Tax	5,687.3	10,977.3	5,527.3	18,843.0																
c. Profit After Tax	5,580.1	10,272.8	4,952.0	16,850.8																
By Order of the Board <b>For Alkem Laboratories Limited</b>  B. N. Singh Executive Chairman DIN: 00760310																				
Place: Mumbai Date: 12 November 2021																				

 			
Corporate Identity Number: L27101WB2001PLC138341 Registered Office : Turner Morrison Building, 6, Lyons Range, 1st Floor, Kolkata - 700001 E-mail: infoms@manaksiasteels.com, Website: www.manaksiasteels.com Phone: +91-33-2231 0055 / +91-33-2231 0056			
<b>EXTRACT OF CONSOLIDATED UNAUDITED FINANCIAL RESULTS FOR THE QUARTER &amp; HALF YEAR ENDED 30TH SEPTEMBER, 2021</b> (₹ in Lacs)			
Particulars	Quarter Ended 30th September 2021	Half Year Ended 30th September 2021	Quarter Ended 30th September 2020
Total Income from Operations	10,856.16	24,659.33	16,736.32
Profit/(Loss) before Interest, Tax, Depreciation & Amortisation	1,083.86	2,913.44	1,614.08
Profit/(Loss) before taxes	786.59	2,308.61	1,311.52
Net Profit/(Loss) after taxes	582.82	1,697.84	1,038.38
Total Comprehensive Income [Comprising Profit / (Loss) after tax and Other Comprehensive Income after tax]	590.32	1,980.04	983.58
Equity Share Capital	655.34	655.34	655.34
Earnings per share (of ₹ 1/- each) (Not annualised):			
(a) Basic (₹)	0.89	2.59	1.58
(b) Diluted (₹)	0.89	2.59	1.58
<b>Key numbers of Standalone Financial Results : (₹ in Lacs)</b>			
Particulars	Quarter Ended 30th September 2021	Half Year Ended 30th September 2021	Quarter Ended 30th September 2020
Total Income from Operations	8,895.81	20,294.98	12,321.00
Profit/(Loss) before Interest, Tax, Depreciation & Amortisation	847.95	2,410.81	1,195.78
Profit/(Loss) before taxes	695.50	2,095.07	1,027.36
Net Profit/(Loss) after taxes	509.34	1,553.55	754.22
<b>Notes :</b> (a) The Financial Results of the Company for the Quarter & Half Year ended 30th September, 2021 have been reviewed and recommended by the Audit Committee and approved by the Board of Directors of the Company in their respective meetings held on 11th November, 2021. The Statutory Auditors of the Company have carried out Limited Review of these results. (b) The Consolidated Financial Results comprise of Manaksia Steels Limited, its wholly owned subsidiary, Technomet International FZE and its step-down subsidiaries, Federated Steel Mills Limited, Far East Steel Industries Limited and Sumo Agrochem Limited. (c) The above is an extract of the detailed format of Quarterly Financial Results filed with the Stock Exchanges under Regulation 33 of the SEBI (Listing Obligations and Disclosure Requirements) Regulations, 2015. The full format of the Quarterly Financial Results are available on the Stock Exchange websites, www.nseindia.com and www.bseindia.com and on the Company's website www.manaksiasteels.com. (d) The Group is closely monitoring the impact of the pandemic on all aspect of its business. The management does not see long term risks in the Group's ability to continue as a going concern and meeting its liabilities as and when they fall due. The Management has also evaluated the recoverability of receivables and realisability of inventory on hand based on subsequent realisations and customer orders respectively. However, given the uncertainties associated with the eventual outcome, nature and duration of the pandemic, the impact may be different from that estimated as on the date of approval of these financial statements.			
For and on behalf of the Board of Directors <b>Manaksia Steels Limited</b>  Sd/- Varun Agrawal (Managing Director) DIN - 00441271			
Place : Kolkata Date : 11th November, 2021			

 <b>GILADA FINANCE AND INVESTMENTS LIMITED</b> CIN: L65910KA1994PLC015981 Regd. Office: #105 R.R Takt, 37 Bhoopasandra Main Road, Bangalore- 560094 Ph:080-40620000 (30 Lines) Fax: 080-40620008; E-mail:md@giladagroup.com, Website: www.giladafinance.com							
<b>(Standalone Unaudited Financial Results for the Quarter and half year ended on 30th September, 2021)</b> [Regulation 47(1) (b) of the SEBI (LODR) Regulations, 2015] (Rs. in Lakhs)							
Sl. No.	Particulars	Quarter Ended			Half Year Ended		Year Ended
		30-Sep-2021 (Unaudited)	30-Jun-2021 (Unaudited)	30-Sep-2020 (Unaudited)	30-Sep-2021 (Unaudited)	30-Sep-2020 (Unaudited)	
1.	Total Income from Operations	97.30	75.76	86.34	173.06	160.08	337.37
2.	Total Expenses	37.95	32.48	34.73	70.43	60.86	141.81
3.	Net Profit / (Loss) for the period (before Tax, Exceptional and/or Extraordinary Items)	59.35	43.28	51.61	102.63	99.22	195.56
4.	Net Profit / (Loss) for the period before tax (after Exceptional and/or Extraordinary Items)	43.94	30.35	43.25	74.29	62.30	141.78
5.	Net Profit / (Loss) for the period after tax (after Exceptional and/or Extraordinary Items)	29.54	22.75	30.25	52.29	44.34	98.22
6.	Total Comprehensive Income for the period [Comprising Profit / (Loss) for the period (after tax) and Other Comprehensive Income (after tax)]	29.54	22.75	30.25	52.29	44.34	98.22
7.	Equity Share Capital	351.23	351.23	351.23	351.23	351.23	351.23
8.	Reserves (excluding Revaluation Reserve) as shown in the Audited Balance Sheet of the previous year	-	-	-	-	-	1159.94
9.	Earnings Per Share :						
	1. Basic:	0.86	0.65	0.86	1.49	1.26	2.80
	2. Diluted:	0.86	0.65	0.86	1.49	1.26	2.80
<b>Notes:-</b> a)The above is an extract of the detailed format of Quarterly Financial Results filed with the Stock Exchanges under Regulation 33 of the SEBI (Listing Obligations and Disclosure Requirements) Regulations, 2015. The full format of the Quarterly Financial Results is available on the websites of the Company at www.giladafinance.com and the Stock Exchange at www.bseindia.com. b)Above Audited results have been reviewed by the Audit Committee and were considered and approved by the Board of Directors at their meeting held on 12.11.2021.							
For GILADA FINANCE AND INVESTMENTS LTD. Sd/- (Rajgopal Gilada) Managing Director (DIN: 00307829)							
Place : Bangalore Date : 12.11.2021							

 <b>VODAFONE IDEA LIMITED</b> Regd. Office: Suman Tower, Plot No. 18, Sector-11, Gandhinagar - 382 011, Gujarat CIN: L32100GJ1996PLC030976 Tel: +91-79-66714000 Fax: +91-79-23232251 Email: shs@vodafoneidea.com Website: www.vodafoneidea.com				
<b>EXTRACT OF CONSOLIDATED UNAUDITED FINANCIAL RESULTS FOR THE QUARTER AND SIX MONTHS ENDED 30-SEP-2021</b> (₹ Mn, except per share data)				
Particulars	Quarter ended	Six month ended	Quarter ended	Year ended
	30-Sep-21 Unaudited	30-Sep-21 Unaudited	30-Sep-20 Unaudited	31-Mar-21 Audited
Revenue from Operations	94,064	185,587	107,912	419,522
Profit/(Loss) before Tax and Exceptional items	(71,418)	(146,383)	(64,514)	(242,853)
Profit/(Loss) before Tax and after Exceptional items	(71,283)	(144,469)	(72,185)	(442,534)
Profit/(Loss) after Tax and Exceptional items	(71,323)	(144,514)	(72,182)	(442,331)
Total Comprehensive Income / (Loss)	(71,446)	(144,575)	(72,034)	(441,963)
Paid up Equity Share Capital (Face value ₹10 per share)	287,354	287,354	287,354	287,354
Reserves excluding Revaluation Reserve	(814,209)	(814,209)	(554,352)	(669,634)
Securities Premium Account	1,084,698	1,084,698	1,084,698	1,084,698
Net worth	(526,855)	(526,855)	(266,998)	(382,280)
Outstanding Debt	1,858,637	1,858,637	1,159,415	1,803,103
Debt Equity Ratio	(3.53)	(3.53)	(4.34)	(4.72)
Earnings Per Share for the period (₹)				
- Basic	(2.48)	(5.03)	(2.51)	(15.40)
- Diluted	(2.48)	(5.03)	(2.51)	(15.40)
Debt Redemption Reserve	4,408	4,408	4,408	4,408
Debt Service Coverage Ratio	0.37	0.36	0.29	0.45
Interest Service Coverage Ratio	0.42	0.39	0.51	0.57
<b>Notes:</b> 1. The above unaudited consolidated financial results, as reviewed by the Audit Committee, were approved and taken on record by the Board of Directors at their meeting held on 12th November, 2021. 2. Key numbers of Standalone Financial Results :- (₹ Mn)				
Particulars	Quarter ended	Six month ended	Quarter ended	Year ended
	30-Sep-21 Unaudited	30-Sep-21 Unaudited	30-Sep-20 Unaudited	31-Mar-21 Audited
Revenue from Operations	93,215	184,097	107,235	416,727
Loss before Tax and Exceptional items	(71,852)	(146,522)	(64,473)	(242,109)
Loss before Tax and after Exceptional items	(71,717)	(145,874)	(72,156)	(463,145)
Loss after Tax and Exceptional items	(71,717)	(145,874)	(72,156)	(462,937)
3. The above is an extract of the detailed format of unaudited financial results filed with the Stock Exchanges under Regulation 33 and 52 of the SEBI (Listing Obligations and Disclosure Requirements) Regulations, 2015. The full format of unaudited financial results are available on the Stock Exchange websites, www.nseindia.com and www.bseindia.com and on the Company's website www.vodafoneidea.com. 4. For the other line items referred in Regulation 52(4) of the SEBI (Listing Obligations and Disclosure Requirements) Regulations, 2015, pertinent disclosures have been made to the Stock Exchanges and are available on the Stock Exchange websites, www.nseindia.com and www.bseindia.com and on the Company's website www.vodafoneidea.com.				
For and on behalf of the Board of Directors of <b>VODAFONE IDEA LIMITED</b>  Sd/- Ravinder Takkar Managing Director & Chief Executive Officer				
Place : Mumbai Date : 12 <sup>th</sup> November, 2021				

 <b>ANJANI PORTLAND CEMENT LIMITED</b> CIN:L26942MH1983PLC265166 Regd Office : A-610, Kanakia Wall Street, 6th Floor, Andheri Kurla Road, Chakala Junction, Andheri (East), Mumbai - 400093 Tel no: +91-22-62396070 Website : www.anjanacement.com							
<b>Extract of Un-Audited Consolidated Financial Results for the Quarter and Half year ended 30th September, 2021</b> (Rs in Lakhs except for EPS)							
Sl.No.	Particulars	Consolidated					
		Quarter Ended		Half Year Ended		Year Ended	
		30-09-2021 Un-Audited	30-06-2021 Un-Audited	30-09-2020 Un-Audited	30-09-2021 Un-Audited	30-09-2020 Un-Audited	31-03-2021 Audited
1	Total income from Operations	20,425	15,024	-	35,449	-	-
2	Net Profit for the period (before tax, Exceptional /Extraordinary Items)	765	3,566	-	4,331	-	-
3	Net Profit for the period Before Tax, (after Exceptional/Extraordinary Items)	765	3,566	-	4,331	-	-
4	Net Profit for the period After Tax (after Exceptional/Extraordinary Items)	562	2,677	-	3,239	-	-
5	Total Comprehensive Income for the period (Comprising Profit for the period after tax and Other comprehensive income after tax)	561	2,665	-	3,226	-	-
6	Paid up Equity Share Capital	2,529	2,529	-	2,529	-	-
7	Reserves Excluding Revaluation Reserve	30,817	34,702	-	30,817	-	-
8	Earnings per Share (EPS) (Basic & Diluted)	2.22	10.59	-	12.81	-	-
<b>Notes:</b> The above is an extract of the detailed format of Quarterly Financial Results filed with the BSE Ltd and NSE Ltd under Regulation 33 of the SEBI (Listing Obligations and Disclosure Requirements) Regulations 2015. The full format of the Results is available on the Stock Exchange website (www.bseindia.com) and the Company's website (www.anjanacement.com). The specified items of the standalone financial results of the Company for the quarter ended September 30,2021 are given below:- Additional Information on Standalone Financial Results is as follows: (Rs in Lakhs except for EPS)							
Sl.No.	Particulars	Standalone					
		Quarter Ended		Half Year Ended		Year Ended	
		30-09-2021 Un-Audited	30-06-2021 Un-Audited	30-09-2020 Un-Audited	30-09-2021 Un-Audited	30-09-2020 Un-Audited	31-03-2021 Audited
1	Revenue from Operations	10,476	12,214	9,237	22,690	17,249	40,720
2	Profit before Tax (after Exceptional/ Extraordinary Items)	869	3,107	2,418	3,976	4,462	10,152
3	Profit after tax	689	2,307	2,057	2,996	3,970	8,498
4	Total Comprehensive Income	682	2,302	2,057	2,984	3,988	8,503
For and on behalf of the Board of Directors of Anjani Portland Cement Ltd.,  N.Venkat Raju Managing Director (DIN 08672963)							
Place : Hyderabad Date : 12-11-2021							

**PUBLIC NOTICE**

This is to inform to the public at large that Mr. RAMESH M. GADHVI, a member and owner of Flat No. 403 in AKSHAR KUNJ CHS. Ltd., holding share certificate No. 16, distinctive nos 151 to 160, expired on 29/10/2017 at Gandhinagar, Gujarat.



REGD. OFFICE: ESAF Bhavan, Mambully, Thirssur- 680 651, Kerala.

**GOLD AUCTION NOTICE**

Notice is hereby given for the information of all concerned that Gold ornaments pledged with ESAF Small Finance Bank and not redeemed by borrowers of Branch's listed below, inspite of repeated reminders and notices, will be auctioned as per details given below:

DATE OF AUCTION : 18-11-2021 TIME : 10 AM TO 4 PM AUCTION VENUE : THROUGH E-AUCTION AUCTION ADDRESS : https://gold.matextel.org/

Customers who are interested to release the ornaments by paying total due amount, may do so on or before (2 Days before date of auction) at the respective branches. Bidders who wish to participate in auction shall produce their KYC documents, GST No. is mandatory for registered firm/company. Bidders shall deposit a sum of Rs.50,000 as EMD before participating in auction.

BRANCHES & LOAN ACCOUNT NUMBERS ANDHERI EAST: 63210000589525, 606055. BHILAI: 63210000534420. BUTIBORI: 63210000648395. PUNE: 63210000633213, 644852. WARUD: 63210000684766

**NITIN CASTINGS LIMITED**

Regd. Office : 202, A-Wing, Bldg. No. 3, Rahul Mittal Industrial Estate, Sir. M. V. Road, Andheri (East), Mumbai - 400 059 Un-Audited Financial Result for the Quarter and Half Year Ended 30th September, 2021

Table with 5 columns: Particulars, Quarter Ended (30-Sep-2021, 30-Jun-2021, 30-Sep-2020), and Year Ended (31-Mar-2021). Rows include Total Income from Operations, Net Profit/Loss, and Earnings per Share.

- Notes: (1) The above results have been reviewed by the Audit Committee and approved by the Board of Directors at their meeting held on 11th November, 2021. (2) The Company is engaged in manufacture of Alloys Steel Castings and there is no separate reportable segment as per Ind AS 108.

For NITIN CASTINGS LIMITED Nipun Kedla Director DIN No. : 02356010



Regd. Office: 306, Madhava, C-4, Bandra Kurla Complex, Bandra (East), Mumbai-51. Email: cs@joydevelopers.com

**EXTRACT OF THE UNAUDITED FINANCIAL RESULTS FOR THE QUARTER ENDED 30TH SEPTEMBER, 2021**

Table with 7 columns: Particulars, 3 Months Ended (30/09/2021 Unaudited, 30/06/2021 Unaudited, 30.09.2020 Unaudited), 6 Months Ended (30/09/2021 Unaudited, 30/09/2020 Unaudited), and Year Ended (31/03/2021 Audited). Rows include Total Income from Operations, Net Profit/Loss, and Earnings per Share.

Note: The above is an extract of the detailed format of Financial Results for the quarter and half year ended 30th September, 2021, filed with the Stock exchange under Regulation 33 of the SEBI (Listing Obligations and Disclosures Requirements) Regulations, 2015.

For Joy Realty Limited Sd/- Bhavin Soni Managing Director Din No. : 00132135

**ANJANI PORTLAND CEMENT LIMITED**

Regd Office : A-610, Kanakia Wall Street, 6th Floor, Andheri Kurla Road, Chakala Junction, Andheri (East), Mumbai - 400093 Tel no: +91-22-62396070 Website : www.anjanacement.com

**Extract of Un-Audited Consolidated Financial Results for the Quarter and Half year ended 30th September, 2021 (Rs in Lakhs except for EPS)**

Table with 8 columns: SI.No., Particulars, and Consolidated (Quarter Ended, Half Year Ended, Year Ended). Rows include Total income from Operations, Net Profit/Loss, and Earnings per Share.

Notes: The above is an extract of the detailed format of Quarterly Financial Results filed with the BSE Ltd and NSE Ltd under Regulation 33 of the SEBI (Listing Obligations and Disclosure Requirements) Regulations 2015.

Table with 7 columns: SI.No., Particulars, and Standalone (Quarter Ended, Half Year Ended, Year Ended). Rows include Revenue from Operations, Profit before Tax, Profit after tax, and Total Comprehensive Income.

For and on behalf of the Board of Directors of Anjani Portland Cement Ltd., N.Venkat Raju Managing Director (DIN 08672963)

Place : Hyderabad Date : 12-11-2021

**MODERN SHARES AND STOCKBROKERS LIMITED**

Regd. Office : Staircase No. 13, North Stand, Wankhede Stadium, Churchgate, Mumbai 400 020 Tel: 022 68252400, Fax: 022 68252441, email: modernshares@hotmail.com, Web: www.modernshares.com

Table with 6 columns: Particulars, Quarter Ended (Sept 30, 2021, June 30, 2021, Sept 30, 2020), Half Year Ended (Sept 30, 2021, Sept 30, 2020), and Year Ended (Mar 31, 2021). Rows include Total Income from Operations, Net Profit/Loss, and Earnings per Share.

Notes: The above audited results have been reviewed by the Audit Committee and approved by the Board of Directors of the Company, at their meeting held on 12th November, 2021. The statutory auditors have issued an unmodified audit opinion on these results.

For and on behalf of the Board of Directors of Modern Shares and Stockbrokers Limited Sd/- Anil Sugno Manghani Director Whole Time Director DIN: 00413343

**SETUBANDHAN INFRASTRUCTURE LIMITED**

(Formerly known as Prakash Constructure Limited) CIN : L45200MH196PLC009541 Regd. Office : The Exchange, Near Ved Mandir, Tidke Colony, Trimbak Road, Nashik-422002

**Extract of Unaudited Consolidated Financial Results for the quarter and half year ended September 30, 2021 (Rs. in Lakhs except Earning per Share)**

Table with 6 columns: Particulars, Quarter Ended (30/09/2021, 30/06/2021, 30/09/2020), Half Year Ended (30/09/2021, 30/09/2020), and Previous Year Ended (31/03/2021). Rows include Total Income from Operations, Net Profit/Loss, and Earnings per Share.

Notes: 1 The Audit Committee has reviewed the above results and the Board of Directors has approved the above results at their respective meetings held on November 11, 2021. The Statutory Auditors of the Company have carried out a Limited Review of the aforesaid results.

For Setubandhan Infrastructure Limited Sd/- Prachi Raju Director

**Extract of Unaudited Consolidated Financial Results for the Quarter and Half Year Ended 30th September, 2021 (Rs. in Lakhs except Earning per Share)**

Table with 6 columns: Particulars, Quarter Ended (30/09/2021, 30/06/2021, 30/09/2020), Half Year Ended (30/09/2021, 30/09/2020), and Previous Year Ended (31/03/2021). Rows include Total Income from Operations, Net Profit/Loss, and Earnings per Share.

Notes: 1 The above is an extract of the detailed format of the standalone and consolidated financial results for the quarter and half year ended September 30, 2021 filed with the Stock Exchanges pursuant to Regulation 33 of the SEBI (Listing Obligations and Disclosure Requirements) Regulations, 2015.

For Setubandhan Infrastructure Limited Sd/- Prachi Raju Director

**THE JAWAHAR NAGAR CO-OPERATIVE HOUSING SOCIETY LTD.**

(Regd. No. B-323 of 1947 DL.S.9.1947) SARDAR VALLABHBHAI PATEL BHAVAN 27, JAWAHAR NAGAR, S.V. ROAD GOREGAON - (WEST), MUMBAI - 400 104

Notice is hereby given to all concerned and the public at large that late Shri Ramesh Keshavlal Shah, was member of The Jawahar Nagar Co-Operative Housing Society Ltd., along with associate member Shri Suresh K. Shah, Shri Hasmukh K. Shah, Shri Rajnikant K. Shah & Shri Mahendra K. Shah, Having its Registered office at Sardar Vallabhbhai Patel Bhavan, Plot No.213 corresponding to CTS No.552, Village Gahadi, Goregaon (West), within the precincts of Mumbai suburban District and registration district of Mumbai (herein after referred to as said Plot) and the shares in respect of the aforesaid Plot in the capacity of Lessee of Society vide share certificate bearing No. 049 consisting of Ten Numbers of Rs.10/- bearing distinctive No's from 2281 to 2290 both inclusive for Plot No.213 hereinafter for the sake of brevity referred to as said shares.

For The Jawahar Nagar Co - Operative Housing Society Ltd. Hon. Secretary

ज्या अर्धी, निम्नस्वार्थीकर इंडियाबुल्स हार्विंग फायनान्स लिमिटेडचे (CIN:L65922DL2005PLC136029) सिन्डिकेटिडइन्वेस्टमेंट ऑफ फायनान्सियल असेट्स अँड रिस्कमॅनेज्मेंट ऑफ फायनान्सियल असेट्स अँड एफोर्समेंट ऑफ सिन्डिकेटिड इन्वेस्टमेंट अँड, 2002 अन्वये प्राधिकृत अधिकारी आणि सर सचिव प्राण शहाच्या दिनांकापासून स्पष्ट 60 दिवसांच्या आत 01.06.2021 रोजी सुनियत मूद केलेली आणि अधिक रक्कम रु. 28,69,201.28/- (रुपये अठरावीस लाख एकोणसतर हजार दोनशे एक आणि अठरावीस पैसे फक्त) साठी कर्ज खाले करू. HMLB000278956 या रकमेची परत फंड करणाऱ्यांनी दिनांक 30.04.2021 पासून ते दिवस पर्या करपापैकी मागणी, सूचना कर्जदार राबेन्द्र प्रम सिंग आणि इन्द्रावतीदेवी देवी प्रेम सिंग वर्मा यांना कलम 13(12) हख सिन्डिकेटिड इन्वेस्टमेंट (एफोर्समेंट) रूक, 2002 चा नियम 3 अन्वये प्राण शहाच्या अधिकारत जारी केलेली.

सदर रकमेची परतफेड करणाऱ्या कर्जदार भायपशी दरत्यामुळे यादारे कर्जदार आणि सर्वसामान्य जनतेला सूचना देण्यात येते की, सदर कायद्याचे कलम 13 ची उप कलम (4) हख सिन्डिकेटिड इन्वेस्टमेंट (एफोर्समेंट) रूक, 2002 चा नियम 8 अन्वये प्राण शहाच्या अधिकारत खाली वर्नन केलेल्या मागण्यांना निम्न स्वार्थीकराने प्रतिकायक ताबा 10,11,2021 रोजी घेतलेला आहे.

विशेषतः कर्जदार आणि सर्वसामान्य जनतेला यादारे खबरदार करणाऱ्यात येते की, या मागण्याचे व्यवहार करू नयेत आणि कोणत्याही व्यवहारवर इंडियाबुल्स हार्विंग फायनान्स लिमिटेड ची कर्ज आकारणी रु. 28,69,201.28/- (रुपये अठरावीस लाख एकोणसतर हजार दोनशे एक आणि अठरावीस पैसे फक्त) पुढील व्यत्यय 30.04.2021 पासून प्रत्यक्ष पर्या करपात येत नाही.

कर्जदारांचे स्पष्ट कलम 13 चे उप-कलम (8) या मालमता / मालमतेला मुक्त करण्यासाठी उलटबा देणेकडे आकर्षित केले जात आहे.

स्वतः क्र. 1205, सी मिंग, बारगा मजान, अंजनीपॉलीस एम्प्लॉयर्स वेलफेअर सोसायटी सेक्टर-3, सर्वे नं. 64, चिखलडोंगरी रस्त्याच्या अंतरावर, जोतिब विहार पश्चिम, वाणे - 401303, महाराष्ट्र, जे खालील प्रमाणे परिचय आहे.

पुर्व : टाइटल वीड अनुसार परिचय : टाइटल वीड अनुसार उतर : टाइटल वीड अनुसार दक्षिण : टाइटल वीड अनुसार सही/- अधिकृत अधिकारी

तारीख : 10.11.2021 दिवस : टाइटल वीड अनुसार स्थळ : वाणे इंडियाबुल्स हार्विंग फायनान्स लिमिटेड

**PATAN CO-OPERATIVE BANK LIMITED**

75, RASIK NIWAS, PATAN JAIN MANDAL MARG, MARINE DRIVE, MUMBAI - 20. TEL: 2281 5290 / 2281 7444 / 2281 9403 FAX: 2281 8513. Email ID: ho@patanbank.com Website: www.patanbank.com

**NOTICE TO MEMBERS**

NOTICE IS HEREBY GIVEN THAT THE 40th ANNUAL GENERAL MEETING OF THE MEMBERS OF PATAN CO-OPERATIVE BANK LTD. WILL BE HELD ON FRIDAY THE 3rd DECEMBER, 2021 AT 3.00 PM. AT PATAN JAIN MANDAL HALL, P.J.M ROAD, MARINE DRIVE, MUMBAI - 400020 THROUGH OTHER AUDIO VISUAL MEANS (OAVM) TO TRANSCACT THE FOLLOWING BUSINESS:

- 1. To read and confirm minutes of the 39th Annual General Meeting held on 24th March, 2021. 2. To consider and approve the following proposals: i. Annual Report for the year 2020-21. ii. Profit and Loss account for the year ended on 31st March, 2021. iii. Balance-sheet as on 31st March, 2021.

APPEAL TO MEMBERS: 1. In view of the continuing COVID-19 pandemic and guideline issued by Government of Maharashtra, this Annual General Meeting will be conducted via OAVM only and members need not visit the venue of the AGM mentioned above.

Schedule of Property 1. Flat No. 1103, measuring 260 sq.ft. (carpet area), Eleventh Floor, "I" wing, Complex known as JOY-I, Building No. 2, situated at village Trvi, Naigaon East on land bearing survey no. 44,45,46 Hissa No. 12,13,14,15,4,5,8 Tal. Vasai, Dist. Palghar.

वसई येथील मा. श्रीमती. एन. के. पाटील, सहायिणी व्यापारिणेश व स्टार, वसई हयांच्या न्यायालयाला नि.क्र. 05

वसई येथील मा. श्रीमती. एन. के. पाटील, सहायिणी व्यापारिणेश व स्टार, वसई हयांच्या न्यायालयाला नि.क्र. 05

वसई येथील मा. श्रीमती. एन. के. पाटील, सहायिणी व्यापारिणेश व स्टार, वसई हयांच्या न्यायालयाला नि.क्र. 05

**फायबरवेब (इंडिया) लिमिटेड**

नोंदणीकृत कार्यालय : एअरपोर्ट रोड, कडईवा, नानी दाणा, दमण (यु.टी.)-३९६ २१० वेबसाईट : www.fiberwebindia.com, ई-मेल : fiberweb@fiberwebindia.com, दू. क्र. ०२६०-२२२१४०८, फॅक्स क्र. ०२६०-२२२०५४८, सीआयएन नं. : एएन२००९डीडी१९८९पीएसी००४६५८

**३०/०९/२०२१ रोजी संपलेली २री तिमाही आणि अर्थ वर्षाकरिता अलिन आणि एकात्रित अलेखापरिचित वित्तीय निष्कर्षांचे विवरण (रु. लाखांन)**

Table with 7 columns: तपशील, संपणारी तिमाही/संपणारी अर्थ वर्ष, अलिन, मागील वर्षांत संपलेली तिमाही, संपणारी तिमाही/संपणारी अर्थ वर्ष, एकात्रित, मागील वर्षांत संपलेली तिमाही. Rows include प्रवर्तनातून एकूण उत्पन्न, कालावधीसाठी निव्वळ नफा, कालावधीसाठी कोटिंग निव्वळ नफा, and Earnings per Share.

दिया: १. अलिन आणि एकात्रित अलेखापरिचित वित्तीय निष्कर्षांचे वरिष्ठ विवरण ११.११.२०२१ रोजी झालेल्या सभेत लेखापरीक्षण समितीद्वारे पुर्विलेखित करण्यात आले आणि संचालक मंडळद्वारे मंजूर करण्यात आले. सांख्यिक लेखापरीक्षणाने ३०.०९.२०२१ रोजी संपलेली २री तिमाही आणि अर्थ वर्षासाठी अलेखापरिचित वित्तीय निष्कर्षांचे मर्यादित पुर्विलेखित केले आहे.

संचालक मंडळाच्या वतीने आणि कालिदा फायबरवेब (इंडिया) लिमिटेड प्रविण व्ही. गौड संचालक डीआयएन: ००१३०७७

**जाहिर नोंदीस**

वसई येथील मा. श्रीमती. एन. के. पाटील, सहायिणी व्यापारिणेश व स्टार, वसई हयांच्या न्यायालयाला नि.क्र. 05

वसई येथील मा. श्रीमती. एन. के. पाटील, सहायिणी व्यापारिणेश व स्टार, वसई हयांच्या न्यायालयाला नि.क्र. 05

वसई येथील मा. श्रीमती. एन. के. पाटील, सहायिणी व्यापारिणेश व स्टार, वसई हयांच्या न्यायालयाला नि.क्र. 05

वसई येथील मा. श्रीमती. एन. के. पाटील, सहायिणी व्यापारिणेश व स्टार, वसई हयांच्या न्यायालयाला नि.क्र. 05

वसई येथील मा. श्रीमती. एन. के. पाटील, सहायिणी व्यापारिणेश व स्टार, वसई हयांच्या न्यायालयाला नि.क्र. 05

वसई येथील मा. श्रीमती. एन. के. पाटील, सहायिणी व्यापारिणेश व स्टार, वसई हयांच्या न्यायालयाला नि.क्र. 05